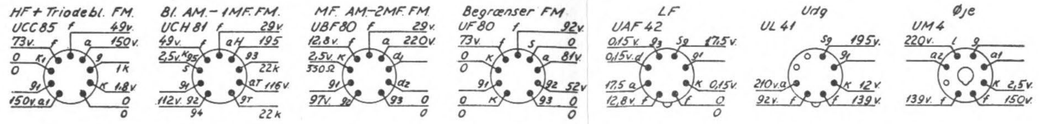

DIAGRAM

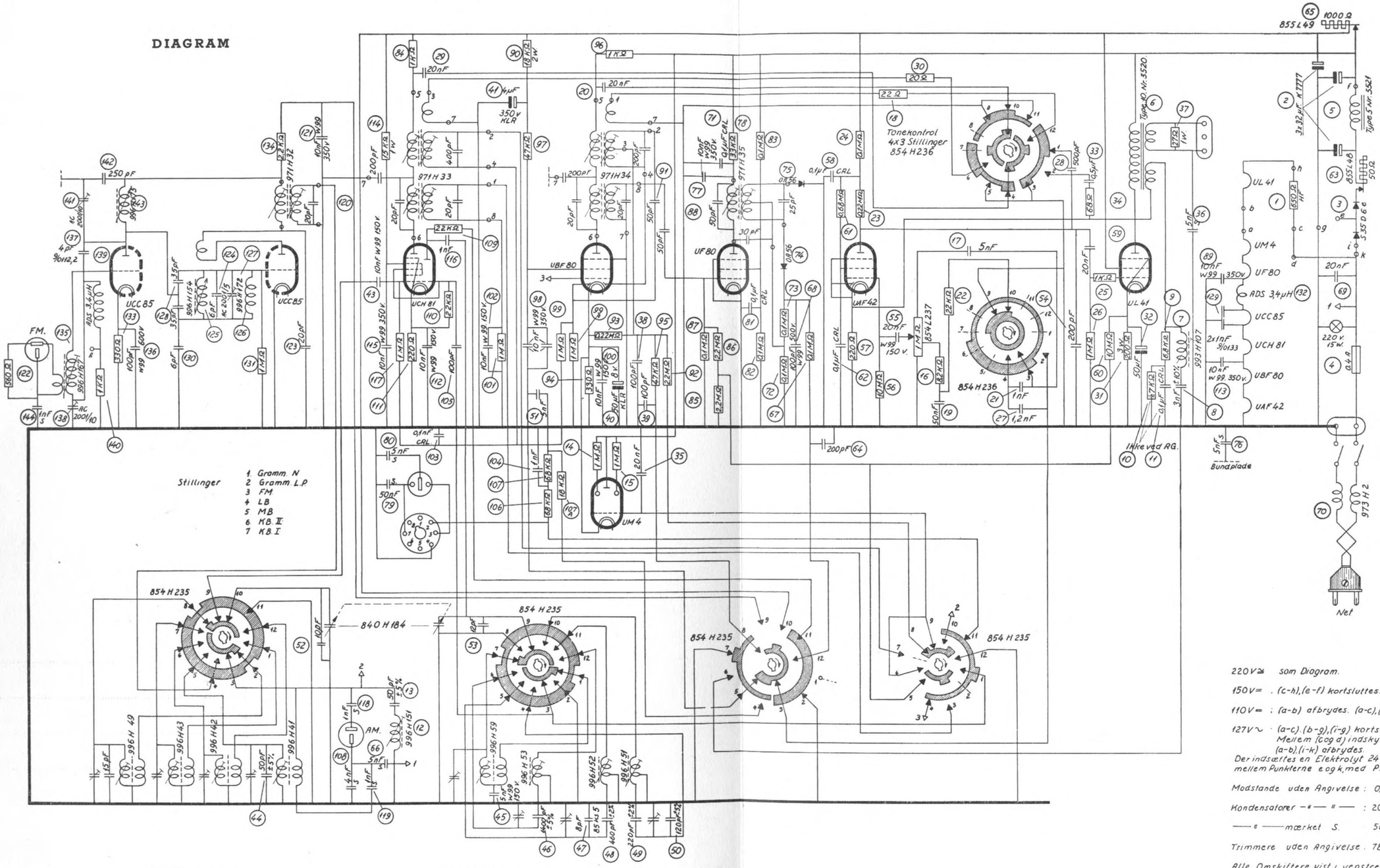

220V~ som Diagram.

150V= : (c-h),(e-f) kortsluttes.

110V= : (a-b) afbrydes. (a-c),(b-g),(e-f) kortsluttes.

127V~ : (a-c),(b-g),(i-g) kortsluttes.
Mellem (c og d) indskydes 85 Ω 6 W
(a-b),(i-k) afbrydes.
Der indsættes en Elektrolyt 24 µF/350 V.
mellem Punkterne e og k, med Plus paa e.

Modstande uden Angivelse : 0,5 W.

Kondensatorer –"– "– : 2000 V.~

–"– mærket S. 5000 V=

Trimmere uden Angivelse . 7864/01

Alle Omskiftere vist i venstre Yderstilling.

973 L 48 Lavohm PU

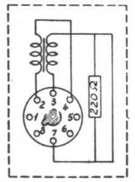

I Junior med
Mu-metal skærm

994 H 14 Krystal & Højohm PU

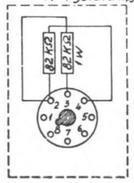

Mini 510 K & RG

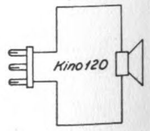

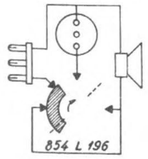

ved Junior RG: Perma 227/120
ved Jet K & RG: Kino 120